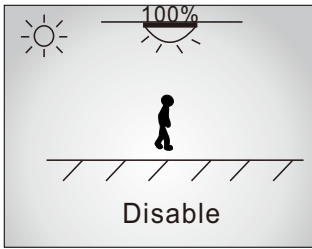
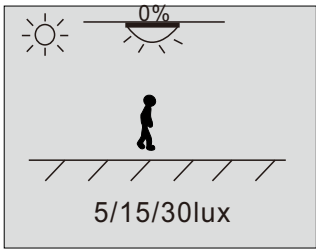
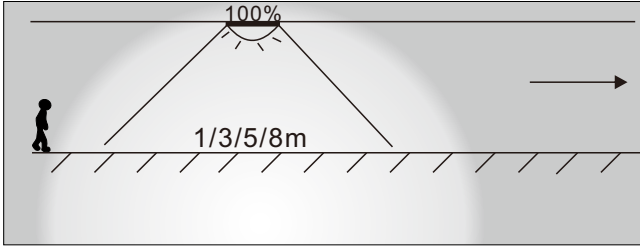


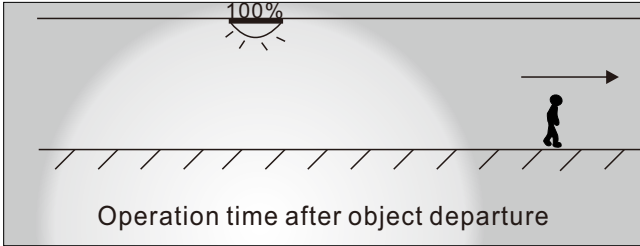
Daylight Setting



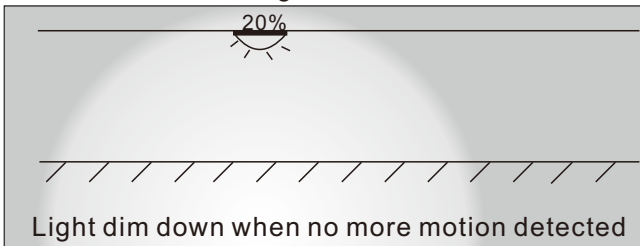
Detection range setting



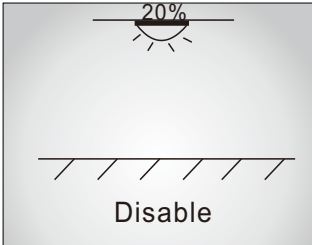
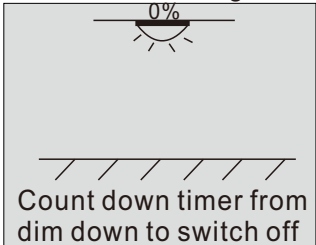
Hold time setting



Dim down level setting



Cut off time setting



Daylight

SW5					5lux
					15lux
					30lux
					Disable

Detection(Radius)

SW4					1m
					3m
					5m
					8m

Hold time

SW3					1min
					5min
					15min
					30min

Dim down

SW2					25%
					50%
					75%
					100%

Cut off

SW1					1min
					5min
					15min
					Disable

